



DEFENDERS, DELAYERS, DINOSAURS

Ranking of EU political groups & national parties on climate change

Published in April 2019 by Climate Action Network Europe, Brussels, Belgium.

Any reproduction in full or in part must mention the title and credit the above mentioned publisher as the copyright owner.

Graphic design: Lindsay Noble Design



CAN Europe gratefully acknowledges support from the European Commission. The contents of this publication are the sole responsibility of CAN Europe and can in no way be taken to reflect the views of the European Union.

Conclusions and recommendations

Fighting climate change is the key challenge for the European Union. A large and increasing number of Europeans are deeply concerned about the impacts of climate change and the lack of political will to take action. From “striking” school children to families going to court, citizens are demanding meaningful action now. The emerging climate leaders among non-state actors, such as local communities, cities, investors and companies, are playing a growing role in reducing emissions. They are urging governments to do their part and ensure that Europe does enough to achieve the objectives of the Paris Agreement.

The European Parliament plays an important role in stepping up Europe’s response to the climate crisis. The upcoming European elections in May are a key moment for European citizens to make their voices heard and demand more climate action from their representatives. With the information from this briefing in hand, Europeans are equipped to vote for those people and political parties which support stronger climate policies in the next legislative period 2019-2024. It is crucial that voters make the right choices as the new European Parliament and the new European Commission will be shaping European policies for the next five years, a crucial period to keep temperature rise to 1.5°C.

In the current legislative term, the European Parliament has played a key role in many decisions on a variety of environmental issues, including the clean energy transition, the reform of the EU’s Emissions Trading System, the future emissions from transport, buildings, agriculture and forests, or the EU funding for fossil fuels. In the last five years, Members of the European Parliament (MEPs) have often made strong proposals for more climate

action. By supporting the net zero greenhouse gas emissions economy in the Governance Regulation or higher targets for renewable energy and energy efficiency, the European Parliament has proved that it can play an important role in increasing climate action at the EU and at the national level.

However, the overall performance of the entire Parliament does not match up to the challenges we are facing. And the Parliament is not a homogenous body. Some MEPs act as **Defenders** fighting to protect European citizens from climate change, but most of them are either **Delayers** - who believe in the need for climate action, but do not act with the required urgency, or **Dinosaurs** - who have not yet grasped the need for action against climate change and prevent others from doing more. The majority of EU political groups score badly or very badly (below 50%) in our assessment, with the Europe of Nations and Freedom (ENF), the European People’s Party (EPP) and the European Conservatives and Reformists (ECR) at the bottom of the list. In particular, the far-right parties of the ENF consistently vote against EU climate policies, and undermine international cooperation and policy-making based on evidence and compassion, which are essential for the effective fight against climate change.

Progressive groups including the Greens/European Free Alliance, the European United Left/Nordic Green Left (GUE/NGL), and the Progressive Alliance of Socialists and Democrats (S&D) score ‘good’ or ‘very good’, while the more conservative groups on average score poorly. However, parties are also very divided internally. Within almost every European political group apart from the far-right there are national parties and MEPs who champion more

climate action and prove that climate action goes well beyond the traditional left-right divide. It is important that also centre and conservative parties, which will most likely still have a majority in the Parliament after the elections, stand up for European citizens and protect them from climate chaos. In order to tackle the climate crisis and reap the benefits of the transition, we need a broad alliance of MEPs to take this challenge seriously.

DEFENDERS



DELAYERS



DINOSAURS



Where do **EU political groups** stand on fighting climate change?

POLITICAL GROUP

AVERAGE GROUP SCORE %

MEPS

Greens/EFA

Greens-European Free Alliance



84.9%

52

GUE/NGL

European United Left-Nordic Green Left



66.5%

51

S&D

Progressive Alliance of Socialists and Democrats



61.3%

188

EFDD

Europe of Freedom and Direct Democracy



40.9%

43

ALDE

Alliance of Liberals and Democrats for Europe



38.1%

68

NA/NI

Non-affiliated (no group)



24.0%

23

ENF

Europe of Nations and Freedom



15.2%

34

EPP

European People's Party



14.3%

219

ECR

European Conservatives and Reformists



10.0%

73

DEFENDERS



DELAYERS



DINOSAURS



Results

DEFENDERS

The Greens/European Free Alliance (Greens/EFA), 84.9%: Leading the score of EU political groups in the European Parliament are the Greens/European Free Alliance, with an overall score of 84.9%. This comes as no surprise as the fight against climate change is among the main proclaimed priorities of green parties across the EU. Overall, they are a very coherent and uniform group.

The European United Left/Nordic Green Left (GUE/NGL), 66.5%: Second from the top, the Green United Left/Nordic Green Left scores a 'good' 66.5%. Voting behaviour within the group is somewhat more diverse than within the Greens. Half of the national parties, notably the Spanish United Left and Podemos, score 'very good' (higher than 75%). The German Left Party lowers the group average. And on the low end, the Czech Communist Party is a clear negative outlier scoring a really disappointing 9.7%, far behind all other national parties of the GUE/NGL group.

The Progressive Alliance of Socialists and Democrats (S&D), 61.3%: The Progressive Alliance of Socialists and Democrats scores 'good' overall. With over 60%, it is the third best performing group in the European Parliament. Its national member parties' scores however are quite diverse. Some score particularly high, such as the French

Génération.S with an impressive 96%, but the results also show a rather stark west-east divide within the group. A number of Eastern European and Cypriot parties score up to 30% below the group average and the Polish Democratic Left Alliance only scores a shameful 7.3%.

It will be crucial for the group heavyweights, the German Social Democratic Party and the Italian Democratic Party to step up their game on climate action. Together they represent nearly a third of the entire group and thus significantly influence its average score. Climate action fosters social justice that the S&D stands up for, as the climate crisis impacts the most vulnerable first and the solutions to it are full of social and economic opportunities. Centre-left parties increasingly recognise this link and demand an ambitious and fair zero-carbon transition.



DELAYERS




The Europe for Freedom and Direct Democracy (EFDD), 40.9%: The EFDD has a moderately 'bad' score and is one of the most divided groups in the European Parliament. Its national member parties score from 4% to 85.8%. The divide is mainly due to the opposed results of the two group heavyweights. On the one hand, the anti-establishment Italian Five Star Movement is a clear, positive outlier with an overall 'very good' score. It is the only national party in this group scoring above 50%. On the other hand, the eurosceptic UK Independence Party (UKIP), accounting for almost half of the seats of the group, scores only 16%.

The anti-establishment Italian party Five Star Movement needs to recognise that saving the climate requires strong international and European collaboration and runs at odds with right-wing populists' calls for disintegration or weakening of the EU.

The Alliance of Liberals and Democrats for Europe (ALDE), 38.1%: With no significant divisions in the group, the Alliance of European Liberals and Democrats (ALDE) scores consistently, although consistently poorly, with an average of only 38.1%. It is the German Free Democratic Party and the Czech ANO 2011 party who drag down the group average. The group champions include the Portuguese Democratic Republican Party, the Croatian Istrian Democratic Assembly and the Belgian Reformist Movement, with over 60% scores.

Despite a positive role in a number of key votes, such as on transport emissions and the Governance Regulation, ALDE needs to become a much more vocal supporter of ambitious EU climate action.

DINOSAURS



The Europe of Nations and Freedom (ENF), 15.2%: The far-right group of Europe of Nations and Freedom (ENF) scores a 'very bad' 15.2%, with relatively coherent performance of national member parties. The French far-right National Rally, which accounts for around 40% of the MEPs of the group, has the biggest impact on the overall group score. The scandalous 1% score of the Italian Northern League - Lega Nord clearly shows that nationalistic parties cannot offer solutions to the climate crisis. The far-right is a threat to the climate, as much as it is to the EU.

The European People's Party (EPP), 14.3%: The low score of the European People's Party (EPP), the largest group in the European Parliament, is the most shocking result and reflects the fact that on the most important decisions on EU climate and energy legislation they have shown a complete lack of support for climate action. Only a few Western and Northern European EPP parliamentarians, particularly from Portugal, Finland, Belgium and the Netherlands acknowledge the need for more climate action. These parliamentarians will need to convince the true dinosaurs who are currently dragging the group down. At the bottom of the list, the Polish Civic Platform and the Italian Forza Italia score deplorable 3.8% and 10.7%, respectively.

The group's negative score stands in stark contrast to climate science and the fact that there is growing momentum for more climate action amongst a vast majority of European citizens, including business leaders, who they claim to represent. The group uniformly needs to wake up to the reality that climate action is good for people, good for business and increasingly indispensable to win elections.

The European Conservatives and Reformists (ECR), 10.0%: The group of European Conservatives and Reformists (ECR) ranks last with a devastating score of 10%. The group shows a clear internal division between Western and Eastern European national parties, similarly to the S&D group. Dutch, Finnish and German parties score up to 30% higher than the group average. On the opposite side of the spectrum, the Irish Fianna Fáil Party, the Czech Civic Democratic Party, the Slovak Freedom and Solidarity and the Northern Irish Ulster Unionist Party score a shameful 0%, showing a complete denial of the urgency to act against climate change.

Where do
national parties
represented in
the European
Parliament
stand on fighting
climate change?

AUSTRIA



The performance of Austrian parties generally matches the results of their European political families. They can be divided into three main groups. The Austrian Greens and social democrats with scores above 85% are strong defenders of more climate action. The liberal NEOS party scores much lower. The right-wing FPÖ and ÖVP have a very poor record in supporting climate action at the EU level.

DEFENDERS



National Party

Average party score %

EU Political group

MEPs

The Greens – The Green Alternative
Social Democratic Party of Austria (SPÖ)



90.7%
86.0%

Greens/EFA
S&D

3
5

DELAYERS



NEOS – The New Austria and Liberal Forum
Freedom Party of Austria (FPÖ)



36.7%
27.2%

ALDE
ENF

1
4

DINOSAURS



Austrian People's Party (ÖVP)



11.8%

EPP

5

BELGIUM



There are large differences in the performance of Belgian parties. With impressively high scores, the Greens, both Flemish and Walloon, lead the national score together with the francophone social democrats. Both the Flemish social democrats and liberals lag behind their francophone counterparts by around 20%. The centre-right and far-right parties form the bottom of the score, with the far-right Vlaams Belang scoring a shameful 5%. With the current massive citizen mobilisations across the country, it is clear that they need to urgently catch up with reality and improve their performance.

DEFENDERS



National Party

Average party score %

EU Political group

MEPs

National Party	Average party score %	EU Political group	# MEPs
Ecolo	96.0%	Greens/EFA	1
Socialist Party (PS)	93.0%	S&D	3
Green (Groen)	90.0%	Greens/EFA	1
Socialist Party Different (sp.a)	70.0%	S&D	1
Reformist Movement (MR)	60.0%	ALDE	3

DELAYERS




Open Flemish Liberals and Democrats (Open Vld)	46.7%	ALDE	3
Humanist Democratic Centre (cdH)	37.0%	EPP	1
Christian Social Party (CSP)	32.0%	EPP	1

DINOSAURS



New Flemish Alliance (N-VA)	17.8%	ECR	4
Christian Democratic and Flemish (CD&V)	12.0%	EPP	2
Flemish Interest (Vlaams Belang)	5.0%	ENF	1

BULGARIA



With all parties scoring below 50%, it is clear that none of Bulgaria's national parties have given sufficient priority to climate action in the current legislature. The Socialist Party is a clear frontrunner, but only in comparison with the poor performance of its national competitors. Within the European S&D group the Bulgarian socialists drag the average down. With half of all represented parties scoring around or below 10%, it is high time for Bulgarian national parties to recognise the severity of impacts of climate change expected in Bulgaria.

DEFENDERS



DELAYERS



DINOSAURS



National Party	Average party score %	EU Political group	# MEPs
<hr/>			
Bulgarian Socialist Party (BSP)		S&D	3
Movement for Rights and Freedoms (DPS)		ALDE	4
<hr/>			
Democrats for Strong Bulgaria (DSB)		EPP	1
Citizens for European Development of Bulgaria		EPP	6
Reload Bulgaria Party		ECR	1
VMRO		ECR	1
<hr/>			
Independent			1

CROATIA



The scores of Croatian national parties vary significantly and can be grouped in three categories. The social democrats and the liberal Istrian Democratic Assembly lead the national score. The latter is also the second best performing member of the ALDE group. Civic Liberal Alliance, likewise member of ALDE, scores considerably worse. The two conservative parties, one member of the EPP group, the other of the ECR, clearly have not woken up to the reality of climate change and the need to support collective climate action at the EU level.

DEFENDERS



National Party

Average party score %

EU Political group

MEPs

Social Democratic Party of Croatia (SDP)



75.0%

S&D

2

Istrian Democratic Assembly (IDS-DDI)



61.7%

ALDE

1

DELAYERS



Civic Liberal Alliance (GLAS)



41.7%

ALDE

1

DINOSAURS



Croatian Democratic Union (HDZ)



11.8%

EPP

4

Croatian Conservative Party (HKS)



6.0%

ECR

1

Independent

2

CYPRUS



The "Progressive Party of Working People - Left - New Forces" is a clear champion among Cypriot national parties. It is a member of the European GUE/NGL group, scoring a good 63%. The remaining parties are merely scoring half as well, with the conservative "Democratic Rally" hitting a very bad score below 25%. The apparent apathy of half of the Cypriot political landscape is alarming and incomprehensible given that climate change is likely to have severe impacts on Cyprus.

DEFENDERS



National Party

Average party score %

EU Political group

MEPs

Progressive Party of Working People - Left - New Forces (AKEL)



63.0%

GUE/NGL

2

DELAYERS



Democratic Party (DIKO)



31.0%

S&D

1

Movement for Social Democracy EDEK



31.0%

S&D

1

DINOSAURS



Democratic Rally (DISY)



22.0%


EPP

1

Independent

1

CZECHIA



Overall, Czech national parties score alarmingly poor on EU climate action. The social democrats are the only party not scoring very badly, but they are still below 50%. Two parties have particularly poor scores. First, the Communist Party, with a score of below 10% is the clear negative outlier within the GUE/NGL group in the European Parliament, scoring an astonishing 56.9% below the group average. Secondly, the conservative Civic Democratic Party, member of the ECR group, acquired a 0% score, the worst result possible.

DEFENDERS



DELAYERS




DINOSAURS



National Party	Average party score %	EU Political group	# MEPs
<hr/>			
Czech Social Democratic Party (ČSSD)	42.2%	S&D	4
<hr/>			
Mayors and Independents (STAN)	18.0%	EPP	1
ANO 2011	13.7%	ALDE	2
TOP 09 a Starostové	12.7%	EPP	3
Christian and Democratic Union - Czechoslovak People's Party (KDU-ČSL)	11.3%	EPP	3
Communist Party of Bohemia and Moravia (KSČM)	9.7%	GUE/NGL	3
Party of Free Citizens (Svobodní)	4.0%	EFDD	1
Civic Democratic Party (ODS)	0.0%	ECR	2
<hr/>			
Independent			2

DENMARK



The score of Danish political parties is generally similar to the performance of the European political groups. The Danish Greens and the People's Movement against the EU, which also scores high within the GUE/NGL European group, lead the score. The social democrats receive a solid good score. The two liberal parties perform rather poorly, in line with the generally disappointing performance of the ALDE group. The conservative parties land at the bottom of the score. The Conservative People's Party, with a shamefully low 6%, is among the worst within the EPP.

DEFENDERS



National Party

Average party score %

EU Political group

MEPs

Socialist People's Party (F)		86.0%	Greens/EFA	1
People's Movement against the EU (N)		81.0%	GUE/NGL	1
Social Democrats (A)		68.3%	S&D	3

DELAYERS



Venstre, Danmarks Liberale Parti (V)		30.7%	ALDE	1
Danish Social Liberal Party - Det Radikale Venstre (B)		26.7%	ALDE	2

DINOSAURS



Danish People's Party (O)		16.7%	ECR	3
Conservative People's Party (C)		6.0%	EPP	1

ESTONIA



Among Estonian national parties, the social democrats are leading the score with over 60%. However, the single independent Estonian MEP, who is affiliated with the Greens/EFA at the EU level, scores even higher, with 83.3%. This indicates that there is much room for improvement for the established parties. Both liberal parties, despite scoring somewhat higher than the ALDE group average, still fall below 50% of the overall score. The two MEPs of the Estonian Reform Party score quite differently, 46% and 11% respectively, leading to an average of 28.8%. Clearly, Pro Patria is a national outlier with a very poor score indicating a complete lack of understanding of the urgency of the climate crisis.

DEFENDERS



National Party

Average party score %

EU Political group

MEPs

Social Democratic Party (SDE)



61.7%

S&D

1

DELAYERS



Estonian Centre Party (K)



48.3%

ALDE

1

Estonian Reform Party (RE)



28.8%

ALDE

2

DINOSAURS



Pro Patria (I)



17.0%

EPP

1

Independent

1

FINLAND



There is a clear divide in the Finnish political landscape. On the one hand, the Finnish Greens score an impressive 82%. They are followed by the GUE/NGL member Left Alliance and the social democrats. The latter have often supported EU climate action in the current legislative period, with some grave exceptions when it comes to protecting forests. Interestingly, the Left Alliance and the social democrats are both behind their Nordic sister parties in their respective European groups GUE/NGL and S&D. On the other side, the conservative Finns Party, the two liberal parties members of the ALDE group, as well as the Finnish EPP member, the National Coalition Party all have similarly poor results. The latter is strongly divided internally, with individual scores ranging from 16% to 72%. It is a laggard in Finland, but at the same time a champion in the EPP group.

DEFENDERS



National Party

Average party score %

EU Political group

MEPs

Green League (VIHR)		82.0%	Greens/EFA	1
Left Alliance (VAS)		66.0%	GUE/NGL	1
Social Democratic Party (SDP)		63.0%	S&D	2

DELAYERS




Finns Party (PS)		39.5%	ECR	2
National Coalition Party (KOK)		39.3%	EPP	3
Swedish People's Party (RKP)		36.0%	ALDE	1
Centre Party (KESK)		27.4%	ALDE	3

DINOSAURS



FRANCE



French national parties differ considerably in their support for EU climate action. Génération.S, a member and the best performer of the European S&D group, is leading the national score. It is closely followed by a group of frontrunners consisting of the French Green party, the two French members of the left-wing GUE/NGL group and the Socialist Party. All national parties which belong to the liberal ALDE group score similarly to the group's mediocre average. The centre-right and far-right parties are at the bottom of the ranking, with very bad scores of below 25%. Marine Le Pen's National Rally clearly votes against climate action. Les Républicains hit the shameful second last position in the EPP.

DEFENDERS



National Party	Average party score %	EU Political group	# MEPs
Génération.S	96.0%	S&D	2
Les radicaux de Gauche (RDG)	88.0%	S&D	1
France Insoumise/ L'union pour les Outremer	85.0%	GUE/NGL	1
Europe Écologie (EELV)	82.8%	Greens/EFA	6
Front de Gauche	76.3%	GUE/NGL	3
Socialist Party (PS)	76.0%	S&D	10
Democratic Movement (MoDem)	54.2%	ALDE	2
Génération Citoyens (GC)	51.7%	ALDE	1

DELAYERS



Mouvement Radical Social-Libéral	46.7%	ALDE	1
Union of Democrats and Independents (UDI)	41.7%	ALDE	1
Debout la France (DLF)	37.0%	EFDD	1
La République en marche/ Mouvement Radical	35.0%	ALDE	1
Independent National Rally MEP (RN)	35.0%	EFDD	1
Agir	30.0%	EPP	1

DINOSAURS



National Rally (RN)	21.3%	ENF	15
Les Patriotes	21.0%	EFDD	2
National Front	16.0%	NA/NI	2
The Republicans (LR)	15.4%	EPP	16
Les Français Libres	12.0%	EFDD	1

Independent (5) + Others (1)

GERMANY



German members of the European Greens/EFA group clearly lead the German score, with the German Green Party scoring a very good 88%. German independent MEP Stefan Eck is the only MEP in the ranking who achieved the highest possible score of 100%. He is affiliated with the GUE/NGL group in the European Parliament. The score of the Left Party falls short of the average score of the European GUE/NGL group. The liberal Free Democratic Party scores second worst in the ALDE group. Also the German social democrats and the christian democrats lag behind many of their Western European counterparts. The far-right Alternative for Germany, alongside its splinter groups, the Liberal Conservative Reformers and the Blue Party, has the lowest score and belongs in the realm of climate change denialism.

DEFENDERS



National Party

Average party score %

EU Political group

MEPs

Pirate Party Germany	96.0%	Greens/EFA	1
Alliance 90/The Greens	88.0%	Greens/EFA	11
Ecological Democratic Party	86.0%	Greens/EFA	1
Social Democratic Party of Germany (SPD)	62.8%	S&D	27
Die PARTEI	61.0%	NA/NI	1
The Left (LINKE)	58.9%	GUE/NGL	7

DELAYERS



Free Voters	26.7%	ALDE	1
Free Voters	26.7%	ECR	1

DINOSAURS



Liberal Conservative Reformers	20.0%	ECR	5
Free Democratic Party (FDP)	14.3%	ALDE	3
Christian Democratic Union of Germany (CDU)	13.0%	EPP	29
Christian Social Union in Bavaria (CSU)	12.6%	EPP	5
Alternative for Germany (AfD)	10.0%	EFDD	1
The Blue Party	5.0%	ENF	1

GREECE



The three top scoring parties in Greece are the Popular Unity party and the two Greek members of the European S&D group. They match the performance of their European political families. The opposite is true for the "Coalition of the Radical Left" which scores relatively poorly in comparison to its GUE/NGL sister parties. The conservative "Nea Demokratia" has not woken up to the importance of climate action yet. With a very low score of 13.6% it has slowed down EU ambition on climate policy instead of pushing the EU to do more to protect its citizens from the impacts of climate change.

DEFENDERS



National Party

Average party score %

EU Political group

MEPs

Popular Unity (LAE)		66.7%	GUE/NGL	1
The River		65.8%	S&D	2
Panhellenic Socialist Movement - Olive Tree		65.0%	S&D	2
Patriotic Radical Union (PAT.RI.E.)		53.3%	NA/NI	1

DELAYERS



Coalition of the Radical Left (SYRIZA)		47.8%	GUE/NGL	3
Greece -The Alternative Road		40.0%	ECR	1


DINOSAURS



Nea Demokratia (ND)		13.6%	EPP	5
Communist Party of Greece (KKE)		0.0%	NA/NI	2

Independent (2) + Others (2)

HUNGARY



The ranking shows that Hungarian political parties are clearly divided into two blocks. On the one hand, the Hungarian Greens and social democrats are both champions within their respective European political groups, namely the Greens/EFA and the S&D. This proves that Hungarian politicians outside of the current government can play a positive role in EU climate policy making. On the other hand, Fidesz's very bad score confirms the problematic approach the Hungarian government has taken when negotiating EU climate and energy policies in the last years.

DEFENDERS



National Party

Average party score %

EU Political group

MEPs

Together - Party for a New Era (Együtt)	96.0%	Greens/EFA	1
Democratic Coalition (DK)	84.5%	S&D	2
Politics Can Be Different (LMP)	70.0%	Greens/EFA	1
Hungarian Socialist Party (MSZP)	53.0%	S&D	2

DELAYERS



DINOSAURS



Christian Democratic People's Party (KDNP)	17.0%	EPP	1
Fidesz - Hungarian Civic Alliance (Fidesz)	11.5%	EPP	11
Movement for a Better Hungary (Jobbik)	0.0%	NA/NI	1

IRELAND



The ranking of Irish political parties reveals a shocking apathy of their MEPs towards the importance of EU climate action. Sinn Féin, the best performer, does not even score half the possible points, but still gains more than twice as many points as Ireland's major centre-right Fine Gael Party. In fact, only the three independent Irish MEPs reach a good score above 50%. Fianna Fáil Party, the other conservative national party scores a devastating 0 points. The findings confirm the alarmingly isolationist position of Irish politicians when it comes to climate action in comparison to other Western European countries.

DEFENDERS



DELAYERS



DINOSAURS



National Party

Average party score %

EU Political group

MEPs

Sinn Féin



48.7%

GUE/NGL

3

Fine Gael Party



20.8%

EPP

4

Fianna Fáil Party



0.0%

ECR

1

Independent

3

ITALY



The Italian results underpin the split nature of current Italian politics, with the two political parties forming the Italian government at the opposite ends of the spectrum. The Five Star Movement leads the score with over 85% and is a clear positive outlier within the euroskeptic EFDD European group. On the other end of the ranking, the far-right Northern League - Lega Nord merely scores less than 1 point out of 100, showing strong denial of the urgency of climate action. In the middle, the Democratic Party lags behind most other Western European social democratic parties within the S&D. The Italian conservatives of "Forza Italia" similarly score below the average of their European EPP group colleagues.

DEFENDERS



National Party

Average party score %

EU Political group

MEPs

Five Star Movement (M5S)		88.0%	NA/NI	1
Five Star Movement (M5S)		85.8%	EFDD	14
The Other Europe (L'Altra Europa)		76.0%	GUE/NGL	2
Italian Left (SI)		60.0%	S&D	1
Democratic Party (PD)		58.8%	S&D	26
Article 1 - Democratic and Progressive Movement		58.7%	S&D	3

DELAYERS



South Tyrolean People's Party (SVP)		25.0%	EPP	1
-------------------------------------	--	--------------	-----	---

DINOSAURS



Popular Alternative (AP)		17.0%	EPP	1
Conservatives and Reformists (CR)		12.0%	ECR	2
Forza Italia (FI)		10.7%	EPP	11
Union of the Centre (UdC)		6.0%	EPP	1
Northern League - Lega Nord (LN)		0.8%	ENF	6

LATVIA



Latvia's climate champions, namely the Latvian Russian Union, member of the European Greens/EFA group, and the Latvian social democrats clearly stand out. The latter is a truly positive force in the S&D, as it scores better than many other heavyweights in the group, such as the German, French or Portuguese social democrats or the UK's Labour Party. The Latvian members of the ECR and the EPP groups are at the bottom of the ranking. The liberal-conservative Vienotība, member of the EPP group, scores a shameful 7.3%. Latvian conservatives still need to grasp the warnings about the devastating impacts climate change can have in the Baltic region.

DEFENDERS



DELAYERS



DINOSAURS



National Party	Average party score %	EU Political group	# MEPs
Latvian Russian Union (LKS)	86.0%	Greens/EFA	1
Harmony - Saskaņa (SDPS)	81.0%	S&D	1
Union of Greens and Farmers (ZZS)	35.0%	ALDE	1
National Alliance "All For Latvia!"	14.0%	ECR	1
New Unity - Vienotība (V)	7.3%	EPP	3
Independent			1

LITHUANIA



Lithuania's national champion, the Lithuanian Union of Farmers and Greens is also a champion within the European Greens/EFA group. It comes third in the group with an impressive score of 96%. Other parties clearly lag behind. The Lithuanian social democrats score 25% below the Union of Farmers and Greens. The remaining parties are below the 50% threshold. Two political parties – the Homeland Union – Lithuanian Christian Democrats and the Electoral Action of Poles in Lithuania – Christian Families Alliance still need to recognize that climate change needs to be a key political priority, both for the EU's and Lithuania's future.

DEFENDERS



National Party

Average party score %

EU Political group

MEPs

Lithuanian Farmers and Greens Union (LVŽS)
Social Democratic Party of Lithuania (LSDP)



96.0%
69.5%

Greens/EFA
S&D

1
2

DELAYERS



Order and Justice (TT)
Liberal Movement (LRLS)
Labour Party (DP)



49.0%
42.7%
35.0%

EFDD
ALDE
ALDE

1
1
1

DINOSAURS



Homeland Union – Lithuanian Christian Democrats (TS-LKD)
Electoral Action of Poles in Lithuania – Christian Families Alliance (LLRA)



17.0%
2.0%

EPP
ECR

2
1

LUXEMBOURG



Luxembourg's Green Party clearly leads the national score. It is followed by the social democrats, with a 75% score. They are a positive force within the European S&D group, scoring 15% higher than the group average. Both the liberals and the centre-right party need to step up their support for EU climate action.

DEFENDERS



National Party

Average party score %

EU Political group

MEPs

The Greens



91.0%

Greens/EFA

1

Luxembourg Socialist Workers' Party (LSAP)



75.0%

S&D

1

DELAYERS



Democratic Party (DP)



41.7%

ALDE

1

Christian Social People's Party (CSV)



35.0%


EPP

3

DINOSAURS



MALTA



The Labour Party is more supportive of EU climate action than the conservative party, which mirrors a general trend at the EU level. The Maltese Social Democrats score 63.3%, which is close to the S&D average. They still fall short from being a climate champion comparable to leading parties in other European countries.

DEFENDERS



National Party

Average party score %

EU Political group

MEPs

Maltese Labour Party (PL)



63.3%

S&D

3

DELAYERS



DINOSAURS



Nationalist Party (PN)



25.0%

EPP

3

NETHERLANDS



The Dutch parties differ substantially when it comes to their score. The Party for the Animals, member of the European GUE/NGL group, and the Dutch Greens lead the ranking. On the other hand, more than half of all Dutch parties score below 50%. These include liberal and conservative parties. The far-right Party for Freedom is a clear negative outlier offering no credible response to the climate crisis.

DEFENDERS



National Party

Average party score %

EU Political group

MEPs

National Party	Average party score %	EU Political group	# MEPs
Party for the Animals (PvdD)	96.0%	GUE/NGL	1
GreenLeft (GL)	88.5%	Greens/EFA	2
Labour Party (PvdA)	75.0%	S&D	3
Socialist Party (SP)	74.3%	GUE/NGL	2

DELAYERS




Democrats 66	47.7%	ALDE	4
People's Party for Freedom and Democracy (VVD)	41.7%	ALDE	3
Christian Union (CU)	40.0%	ECR	1
Reformed Political Party (SGP)	40.0%	ECR	1
Christian Democratic Appeal (CDA)	36.4%	EPP	5

DINOSAURS



Party for Freedom (PVV)	13.0%	ENF	4
-------------------------	-------	-----	---

POLAND



Poland is a clear European outlier on climate policy. All national parties have a very bad score of below 25%. In addition, several Polish national parties score last within their affiliated European groups. This concerns both EPP member parties, the Democratic Left Alliance in the S&D group and the Liberty party in the EFDD. The current government party Law and Justice scores a scandalous 2%, the worst of all national Polish parties, showing complete denial of the need to respond to the challenge of climate change.

DEFENDERS



DELAYERS



DINOSAURS



National Party	Average party score %	EU Political group	# MEPs
Democratic Left Alliance (SLD)	7.3%	S&D	4
Liberty (Wolność)	5.0%	NA/NI	1
Polish People's Party (PSL)	4.5%	EPP	4
Liberty (Wolność)	4.0%	EFDD	1
Congress of the New Right (KNP)	4.0%	ENF	2
Civic Platform (PO)	3.8%	EPP	18
Right Wing of the Republic (PR)	2.0%	ECR	1
Law and Justice (PiS)	2.0%	ECR	14

PORTUGAL



Representatives of Portuguese national parties in the European Parliament differ substantially in their support for EU climate action. The left-wing Left Bloc is a clear national champion scoring a very good 84%. The Socialist Party scores above the average performance of the S&D political group in the European Parliament. On the other hand, the Communist Party scores rather poorly compared to their fellow members of the left-wing GUE/NGL group. The Social Democratic Party, member of the EPP group, and the centre-right People's Party score particularly poorly, dragging down the score of the EPP at the EU level. Similarly to conservatives across Europe, Portugal's centre-right parties fail to recognize the urgent need to support action against climate change.

DEFENDERS



National Party

Average party score %

EU Political group

MEPs

Left Bloc (BE)		84.0%	GUE/NGL	1
Socialist Party (PS)		70.1%	S&D	8
Democratic Republican Party (PDR)		67.7%	ALDE	1
Portuguese Communist Party (PCP)		61.7%	GUE/NGL	3

DELAYERS



National Party



47.0%

EU Political group

1

Earth Party (MPT)		47.0%	EPP	1
-------------------	--	--------------	-----	---

DINOSAURS



National Party



13.5%

EU Political group

6

National Party



6.0%

EU Political group

1

Social Democratic Party (PSD)		13.5%	EPP	6
CDS - People's Party (CDS-PP)		6.0%	EPP	1

ROMANIA



Overall, Romanian parties obtain rather poor results. None of them managed to achieve more than a third of the possible points. However, there also is a clear divide among them. The Social Democrats and the Humanist Party, both members of the European S&D group, as well as the liberal ALDE Romania score rather uniformly almost twice as high as the two conservative member parties of the EPP. The non-affiliated independent MEP Cătălin Sorin Ivan achieved the single highest result. He is the only Romanian MEP scoring above 50%.

DEFENDERS



DELAYERS



DINOSAURS



National Party

Average party score %

EU Political group

MEPs

Humanist Party (PPU)		30.7%	S&D	1
Alliance of Liberals and Democrats (ALDE Romania)		30.2%	ALDE	2
Social Democratic Party (PSD)		29.3%	S&D	10
Democratic Alliance of Hungarians in Romania (UDMR)		18.5%	EPP	2
National Liberal Party (PNL)		10.6%	EPP	8

Independent

SLOVAKIA



Slovak national parties score alarmingly low on EU climate action. Similarly to Czechia, only the national member of the European S&D group scores above 25%. All other parties show very little support for climate action. The three ECR member parties act as fully fledged climate change denialists, with one of them shamefully gaining zero points out of 100.

DEFENDERS



DELAYERS



DINOSAURS



National Party

Average party score %

EU Political group

MEPs

Direction - Social Democracy (SMER-SD)



39.0%

S&D

4

MOST - HÍD



20.0%

EPP

1

Christian Democratic Movement (KDH)



15.3%

EPP

3

Party of the Hungarian Community (SMK-MKP)



12.0%

EPP

1

NOVA



6.3%

ECR

1

Ordinary People and Independent Personalities - Obyčajní ľudia (OLaNO)



6.0%

ECR

1

Freedom and Solidarity (SaS)



0.0%


ECR

1

Independent

1

SLOVENIA



The Slovenian political landscape is clearly split in half. On the one hand, the list affiliated to the European Greens/EFA, the centre-left and the liberals score around a good 60%. On the other hand, the more right-wing parties, all members of the centre-right European EPP group, uniformly score very bad, under 20%. Slovenian conservatives clearly have not yet recognized the urgency of acting on climate change and the severe impacts the lack of action will have on the citizens.

DEFENDERS



National Party

Average party score %

EU Political group

MEPs

List Igor Šoltes		66.0%	Greens/EFA	1
Social Democrats (SD)		60.0%	S&D	1
Democratic Party of Pensioners of Slovenia (DeSUS)		57.7%	ALDE	1

DELAYERS



DINOSAURS



Slovenian People's Party (SLS)		17.0%	EPP	1
Slovenian Democratic Party (SDS)		16.7%	EPP	3
New Slovenia - Christian Democrats (NSi)		12.0%	EPP	1

SPAIN



Spain's results confirm a strong domestic majority for increased climate action. Seven parties score above 80%, mainly from the European Greens/EFA and the left-wing GUE/NGL group. They have a positive impact within their European families, particularly Podemos scoring much higher than the GUE/NGL average. The Galician Nationalist Bloc has been a negative outlier within the European Greens/EFA with 44.9 points below the group average. The true negative outlier, however, is the People's Party, member of the EPP group and the only Spanish party with a shameful score below 15%. It is high time for Spanish conservatives and liberals to take the warnings of climate scientists seriously and support ambitious collective action against climate change.

DEFENDERS



National Party

Average party score %

EU Political group

MEPs

Republican Left of Catalonia - Catalonia Yes (ERC-CatSí)		91.0%	Greens/EFA	2
EQUO		86.0%	Greens/EFA	1
Initiative for Catalonia Greens (ICV)		86.0%	Greens/EFA	1
Socialists' Party of Catalonia (PSC-PSOE)		85.0%	S&D	1
Podemos		82.4%	GUE/NGL	5
United Left (IU)		81.5%	GUE/NGL	2
Galician Alternative of the Left (AGE)		80.7%	GUE/NGL	1
United Left of Asturias (IU-IX)		79.0%	GUE/NGL	1
Spanish Socialist Workers' Party (PSOE)		60.6%	S&D	13
Citizens - Ciudadanos (Cs)		51.7%	ALDE	1
Union, Progress and Democracy (UPyD)		51.7%	ALDE	1
Catalan European Democratic Party (PDeCAT)		51.0%	ALDE	1

DELAYERS



Galician Nationalist Bloc (BNG)		40.0%	Greens/EFA	1
Basque Nationalist Party (PNV)		33.7%	ALDE	1

DINOSAURS



People's Party (PP)		14.3%	EPP	16
---------------------	--	--------------	-----	----

Independent

SWEDEN



The Swedish political landscape shows a clear divide. The majority strongly supports climate action, with the left, the Greens and the social democrats at the top of the ranking. There is also a low-performing group of the liberals and the conservatives at the bottom. The national champions are also the frontrunners within their European families, particularly the left-wing Left Party within the GUE/NGL group and the Feminist Initiative within the S&D. The conservative Moderate Party as well as the Christian Democrats, both members of the EPP group, clearly fail to recognize the crystal clear messages of climate scientists from around the world and of Sweden's currently most famous citizen, Greta Thunberg.

DEFENDERS



National Party

Average party score %

EU Political group

MEPs

Left Party (V)		96.0%	GUE/NGL	1
Green Party (MP)		77.2%	Greens/EFA	4
Feminist Initiative (FI)		76.0%	S&D	1
Swedish Social Democratic Party (S)		65.0%	S&D	5

DELAYERS



National Party



41.7%

EU Political group

1

National Party



35.8%

EU Political group

2

DINOSAURS



National Party



18.0%

EU Political group

2

National Party



16.7%

EU Political group

3

National Party



12.0%

EU Political group

1



The UK ranking is led by the three member parties of the European Greens/EFA group. The Labour Party, the GUE/NGL member Sinn Fein and the liberals score in the middle. The remaining parties, members of the EPP, EFDD and ECR or non-affiliated form the bottom of the ranking. The Conservative Party is split, with the majority of its members who are part of the ECR group scoring much worse than their party fellows that affiliate to the EPP group.

DEFENDERS



National Party

Average party score %

EU Political group

MEPs

National Party	Average party score %	EU Political group	# MEPs
Plaid Cymru - Party of Wales	96.0%	Greens/EFA	1
Green Party	89.3%	Greens/EFA	3
Scottish National Party	81.3%	Greens/EFA	2
Labour Party	68.5%	S&D	20
Sinn Fein	62.0%	GUE/NGL	1

DELAYERS



Liberal Democrats



37.7%

ALDE

1

DINOSAURS



Conservative Party



21.5%

EPP

2

United Kingdom Independence Party



15.9%

EFDD

18

Libertarian Party



14.0%

EFDD

1

Conservative Party



5.7%

ECR

18

Democratic Unionist Party



0.0%

NA/NI

1

Ulster Unionist Party



0.0%

ECR

1

Independent

Methodology

The MEP scoreboard builds on individual scoring of MEPs voting behaviour during the 2014-2019 legislative term.

For the individual scoring, 21 single votes reflecting climate ambition on 10 different policy files were selected. Votes were selected on the basis that they were cast during the 2014-2019 legislative term by the plenary (committee votes are not included) and that they reflect a substantial level of climate ambition for their respective file. The majority of selected votes are on legislative files, but the score also includes votes on parliamentary resolutions.

The 10 selected policy files are:

- EU Emissions Trading System Directive
- Effort Sharing Regulation
- Governance Regulation
- Land Use, Land-Use Change and Forestry (LULUCF) Regulation
- Resolution on the 2018 UN Climate Change Conference (COP24)
- Energy Efficiency Directive
- Renewable Energy Directive
- Resolution on the list of projects of common interest (gas)
- Connecting Europe Facility Regulation
- Regulation on emissions performance standards for passenger cars

Each of the 10 policy files yields a total of 1 point. Overall, MEPs could score a maximum of 10 points, meaning that each category was weighed as 10% of the total score. The 21 single votes are distributed across the 10 policy files as follows:

• **EU Emissions Trading System Directive (2 votes)**

- » IN FAVOR: AM 150 - changing the starting date of the ETS phase IV (0.5 points)
- » IN FAVOR: AM 40 - increasing the Linear Reduction Factor to 2.4% (0.5 points)

• **Effort Sharing Regulation (4 votes)**

- » IN FAVOR: AM 29cp/2 - changing the starting point (0.4 points)
- » IN FAVOR: AM 29cp/3 - changing the starting point (0.2 points)
- » AGAINST: AM56 - minimising LULUCF loophole (0.2 points)
- » AGAINST: AM58 - avoiding safety reserve (0.2 points)

• **Governance Regulation (3 votes)**

- » IN FAVOR: AM 72 - reporting on fossil fuel subsidies (0.33 points)
- » IN FAVOR: AM 193 - reporting on fossil fuel subsidies (0.33 points)
- » IN FAVOR: AM 248 - reporting on fossil fuel subsidies (0.33 points)

• **LULUCF Regulation (1 vote)**

- » AGAINST: AM 65/1 - conditions for sustainable forest management (1 point)

• **Resolution on COP24 (2 votes)**

- » AGAINST: AM 2 - safeguarding reference to call for 55% EU NDC (0.5 points)
- » IN FAVOR: § 9/2 - safeguarding reference to call for 55% EU NDC (0.5 points)

• **Energy Efficiency Directive (3 votes)**

- » IN FAVOR: AM 45 - increasing target to 40% (0.5 points)
- » IN FAVOR: Am 54PC / Article 1 – paragraph 1 – point 3 - bigger scope for Article 7 (0.3 points)
- » IN FAVOR: overall report (includes increased target) (0.2 points)

- **Renewable Energy Directive (2 votes)**

- » IN FAVOR: AM 339 - increasing target to 45% (0.6 points)
- » IN FAVOR: overall report (includes increased target) (0.4 points)

- **Resolution on the list of projects of common interest (1 vote)**

- » IN FAVOR: resolution to oppose gas funding through PCI list (1 point)

- **Connecting Europe Facility Regulation (2 votes)**

- » IN FAVOR: AM54 - comprehensive climate proofing of CEF (0.5 points)
- » IN FAVOR: Am 52PC=91PC= - exclusion of fossil fuel subsidies from CEF (0.5 points)

- **Regulation on emissions performance standards for passenger cars (1 vote)**

- » IN FAVOR: Am 81PC=95PC (Article 1, § 5, point a) - 40% emissions target for passenger cars (1 point)

MEPs were attributed points for corresponding voting results and 0 points for differing results. MEPs not present during the entire duration of the EP legislative period were matched - if possible - with MEPs from their respective family indicating complementing voting attendance.

Results are categorised in four categories: very good (75-100%), good (50-75%), bad (25-50%) and very bad (0-25%).

Scores of an EU political group represent the average score of all its affiliated MEPs, also MEPs not affiliated to any political party at the national level.

Similarly, scores of a national party represent the average score of all its affiliated MEPs, including MEPs which are not affiliated to any EU political group.

Climate Action Network Europe is Europe's largest coalition working on climate and energy issues. With over 150 member organisations from 35 European countries, representing over 1.700 NGOs and more than 47 million citizens, CAN Europe promotes sustainable climate, energy and development policies throughout Europe.

CAN Europe is a regional node of Climate Action Network, a worldwide network of over 1300 Non-Governmental Organizations (NGOs) in more than 120 countries, working to promote government and individual action to limit human-induced climate change to ecologically sustainable levels.

CAN members work to achieve this goal through information exchange and the coordinated development of NGO strategy on international, regional, and national climate issues.

CAN members place a high priority on both a healthy environment and development that "meets the needs of the present without compromising the ability of future generations to meet their own needs" (Brundtland Commission). CAN's vision is to protect the atmosphere while allowing for sustainable and equitable development worldwide.

Climate Action Network Europe
Mundo-B, Rue d'Edimbourg 26
Brussels 1050, Belgium
www.caneurope.org

