

# EU PARLIAMENT SCOREBOARD



**Ranking of 2019-2024 EU  
Parliament political groups and  
national parties on their votes for  
climate, nature and pollution  
legislation.**





[#votefutureEU](https://twitter.com/votefutureEU)



Published in April 2024 by BirdLife Europe, Climate Action Network Europe, European Environmental Bureau, Transport & Environment and WWF European Policy Office.

Supported by  **Minor Foundation**  
for Major Challenges

Design: [Roud Studio](#)

Acknowledgements: Adam Orphelin

Any reproduction in full or in part must mention the title and credit the above mentioned publishers as the copyright owner.



# CONCLUSIONS

The potential benefits to citizens of a socially just transition to a climate-neutral, nature positive and zero pollution Europe are enormous. An increasing number of Europeans want to see serious action to tackle the climate emergency and biodiversity crisis, as well as to ensure a liveable future.

Over the past five years, the European Parliament has had the power and the opportunity to act boldly to address the crises we face. At the European elections in June 2024, citizens will be able to hold their representatives accountable and demand more ambition from members of the European Parliament (MEPs) as we enter the decisive last years of the 2020s.

Coming into office later this year, the new European Parliament and European Commission will play critical roles in setting the course of European policies for the rest of this decade, a period in which it will be essential to place people at the centre of the green transition while ensuring Europe's resilience by limiting global temperature rise to 1.5°C.

This analysis of European Parliament

voting records on key policy files aims to provide citizens with an overview of which political parties were reliable champions of climate action, nature restoration and protection from pollution over the past five years, and which parties dragged their feet. It also reveals the political parties which have totally failed citizens by denying the need for action, instead using their votes to delay and obstruct.

Despite the fact that Europeans across the political spectrum are in favour of politicians taking more action to tackle the climate crisis, not all political parties are listening.


Three EU political groups, representing a courageous minority of MEPs, acted as **Protectors**, taking a stand for the urgent action on nature, pollution and climate that Europeans expect. Groups consisting of the majority of MEPs unfortunately acted as **Procrastinators**, with patchy and inconsistent voting records, or **Prehistoric thinkers**, who failed to rise to the challenge of the crises facing Europe and instead were in dangerous denial.

It is important to note that there is


diversity and nuance within EU political groups and national parties - with the exception of the far-right. It is therefore possible to find climate champions across the political spectrum. As well as the high scores of progressive parties and groups, within the liberal and conservative political families there were a range of scores, with some much stronger records, and others more disappointing.




#votefutureEU



PROTECTORS



PROCRASTINATORS






PREHISTORIC THINKERS



# EU POLITICAL GROUPS OVERALL RESULTS

#votefutureEU

POLITICAL GROUP	OVERALL SCORE	Climate <sup>1</sup>	Nature <sup>2</sup>	Pollution <sup>3</sup>	
<b>Greens/European Free Alliance (Greens/EFA)</b> 72 MEPs	92	93	94	89	 <b>PROTECTORS</b>
<b>The Left</b> 36 MEPs	84	81	87	85	
<b>The Progressive Alliance of Socialists and Democrats (S&amp;D)</b> 139 MEPs	70	67	71	74	
<b>Renew Europe</b> 102 MEPs	56	57	55	55	 <b>PROCRASTINATORS</b>
<b>European People's Party (EPP)</b> 177 MEPs	25	25	19	30	 <b>PREHISTORIC THINKERS</b>
<b>European Conservatives and Reformists (ECR)</b> 68 MEPs	10	11	13	7	
<b>Identity and Democracy (ID)</b> 59 MEPs	6	7	4	7	

1 - Climate-neutral and socially just transition    2 - Nature positive    3 - Zero pollution and circular economy

50 MEPs do not belong to any of the EU political groups



[#votefutureEU](#)

# MEMBER STATE ANALYSIS



**Where do the national  
parties stand?**













# AUSTRIA



The Austrian *Greens* and *Social Democrats* score highly, while Renew's *NEOS* party performed slightly better than the Renew group average. All three of these parties were however much stronger in standing up for essential environmental action compared to the two lowest-scoring parties: the conservative *ÖVP* and the far-right *FPÖ*.

NATIONAL PARTY	OVERALL SCORE	EU Group	Climate <sup>1</sup>	Nature <sup>2</sup>	Pollution <sup>3</sup>	# MEPs	
Die Grünen - Die Grüne Alternative	 <b>97</b>	Greens/EFA	97	96	99	3	 <b>PROTECTORS</b>
Sozialdemokratische Partei Österreichs	 <b>78</b>	S&D	80	80	74	6	
NEOS – Das Neue Österreich	 <b>60</b>	Renew	80	68	28	1	 <b>PROCRASTINATORS</b>
Österreichische Volkspartei	 <b>20</b>	EPP	18	17	24	9	 <b>PREHISTORIC THINKERS</b>
Freiheitliche Partei Österreichs	 <b>12</b>	ID	13	3	18	3	

1 - Climate-neutral and socially just transition

2 - Nature positive

3 - Zero pollution and circular economy

0 independent MEPs


















# BELGIUM



Across Belgium's many parties, it is the Dutch-speaking and French-speaking Greens (*Ecolo* and *Groen*) who stand out as leaders, together with the bilingual *Parti du travail de Belgique / Partij van de Arbeid van België*.

They are closely followed by the centre-left parties *Parti Socialiste* and *Vooruit*, and then a lower-scoring cluster made up of liberal parties *Movement Réformateur* and *Open VLD*, as well as *Les Engagés* (which scores far higher than the EPP average).

Bottom of the ranking we see the conservative *Christen-Democratisch & Vlaams (CD&V)* party and the Flemish nationalist *Nieuw-Vlaamse Alliantie (N-VA)*, but worst of all is the far-right *Vlaams Belang* with a woeful score.

NATIONAL PARTY	OVERALL SCORE	EU Group	Climate <sup>1</sup>	Nature <sup>2</sup>	Pollution <sup>3</sup>	# MEPs	
Groen	 97	Greens/EFA	91	100	100	2	 <b>PROTECTORS</b>
Ecologistes Confédérés pour l'Organisation de Luttes Originales	 95	Greens/EFA	94	93	99	2	
Parti du Travail de Belgique	 93	GUE/NGL	85	97	100	1	
Vooruit	 85	S&D	82	95	81	1	
Parti Socialiste	 81	S&D	87	100	59	1	
Mouvement Réformateur	 60	Renew	60	61	61	2	 <b>PROCRASTINATORS</b>
Open Vlaamse Liberalen en Democraten	 48	Renew	36	52	58	2	
Les Engagés	 45	EPP	35	42	59	1	
Christlich Soziale Partei	 41	EPP	39	46	41	1	
Christen-Democratisch & Vlaams	 36	EPP	34	31	43	3	 <b>PREHISTORIC THINKERS</b>
Nieuw-Vlaamse Alliantie	 26	ECR	25	32	22	3	
Vlaams Belang	 7	ID	11	3	5	3	

1 - Climate-neutral and socially just transition

2 - Nature positive

3 - Zero pollution and circular economy










1 independent MEP

# BULGARIA



None of the Bulgarian parties scored high enough to be called as a Protector. Only the Bulgarian Socialist Party and the Movement for Rights and Freedoms score in the middle category of parties.

Most Bulgarian centre-right parties score below the EU average for the EPP, but the worst result comes from VMRO, which has one of the worst scores across all the national parties in the European Parliament.

NATIONAL PARTY	OVERALL SCORE	EU Group	Climate <sup>1</sup>	Nature <sup>2</sup>	Pollution <sup>3</sup>	# MEPs	
Movement for Rights and Freedoms	 50	Renew	50	45	53	3	 PROTECTORS
Bulgarian Socialist Party	 49	S&D	48	52	47	5	 PROCRASTINATORS
Democrats for Strong Bulgaria	 26	EPP	22	47	14	1	 PREHISTORIC THINKERS
Union of Democratic Forces	 20	EPP	20	17	23	1	
Citizens for European Development of Bulgaria	 15	EPP	19	12	11	5	
VMRO	 2	ECR	5	2	0	2	

1 - Climate-neutral and socially just transition

2 - Nature positive

3 - Zero pollution and circular economy

0 independent MEPs














# CROATIA



Croatia's leading parties in tackling the environmental crises facing Europeans are the *Social Democrats* and the *Istrian Democratic Assembly*. These two parties stand far above the rest of the Croatian representatives from the EPP and ECR groups.

NATIONAL PARTY	OVERALL SCORE	EU Group	Climate <sup>1</sup>	Nature <sup>2</sup>	Pollution <sup>3</sup>	# MEPs	
Socijaldemokratska partija Hrvatske	 <b>77</b>	S&D	75	76	82	4	 <b>PROTECTORS</b>
Istarski demokratski sabor - Dieta democratica istriana	 <b>60</b>	Renew	56	56	68	1	 <b>PROCRASTINATORS</b>
KLJUČ Hrvatske	 <b>24</b>	NA	26	30	16	1	 <b>PREHISTORIC THINKERS</b>
Hrvatska demokratska zajednica	 <b>23</b>	EPP	20	14	33	5	
Hrvatska konzervativna stranka	 <b>10</b>	ECR	0	14	-	1	
Hrvatski suverenisti	 <b>8</b>	ECR	10	0	10	1	

1 - Climate-neutral and socially just transition

2 - Nature positive

3 - Zero pollution and circular economy

1 independent MEP

# CYPRUS



Parties from Cyprus score relatively well on average. The clear leaders are the *Progressive Party of Working People (AKEL)* from The Left group, followed by the *EDEK Socialist Party*. Their fellow S&D group party the *Democratic Party* scores worse, but is still far above the centre-right *Democratic Rally*.













NATIONAL PARTY	OVERALL SCORE	EU Group	Climate <sup>1</sup>	Nature <sup>2</sup>	Pollution <sup>3</sup>	# MEPs	
Progressive Party of Working People - Left - New Forces		86 GUE/NGL	76	83	100	2	 PROTECTORS
Movement for Social Democracy EDEK		80 S&D	80	70	88	1	
Democratic Party		65 S&D	68	59	66	1	 PROCRASTINATORS
Democratic Rally		35 EPP	42	21	36	3	 PREHISTORIC THINKERS

1 - Climate-neutral and socially just transition    2 - Nature positive    3 - Zero pollution and circular economy    0 independent MEPs
















A clear leader emerges among the Czech parties, in the form of the *Pirate Party*. Their score is far higher than the rest of the list, in which parties from Renew, The Left, EPP, ECR and ID all score lower than 50. Although scoring better than the *Civic Democratic Party (ODS)* and *Freedom and Direct Democracy (SPD)*, the *ANO 2011* party scores the lowest of all parties in the Renew group, dragging down its group average.

NATIONAL PARTY	OVERALL SCORE	EU Group	Climate <sup>1</sup>	Nature <sup>2</sup>	Pollution <sup>3</sup>	# MEPs	
PIRÁTI	 <b>93</b>	Greens/EFA	100	83	93	3	 <b>PROTECTORS</b>
Starostové a nezávislí	 <b>45</b>	EPP	43	51	43	1	 <b>PROCRASTINATORS</b>
TOP 09 a Starostové	 <b>37</b>	EPP	26	56	36	2	
Komunistická strana Čech a Moravy	 <b>29</b>	GUE/NGL	42	27	15	1	
Křesťanská a demokratická unie - Československá strana lidová	 <b>27</b>	EPP	28	17	33	2	
ANO 2011	 <b>15</b>	Renew	18	23	7	3	
Aliance národních sil	 <b>13</b>	NA	11	17	11	1	
Svoboda a přímá demokracie	 <b>9</b>	ID	14	8	4	1	
Občanská demokratická strana	 <b>6</b>	ECR	10	7	0	4	 <b>PREHISTORIC THINKERS</b>

# DENMARK



Danish parties generally perform well on the scoreboard, led by The Left's *Enhedslisten*. Greens/EFA's *Socialistisk Folkeparti* also performs well, together with S&D's *Social Democrats* and Renew's *Moderaterne*. The other Danish liberal party, *Venstre*, performs less well. Both the *Conservative People's Party* (part of EPP) and the *Danish People's Party* (part of ID) perform better than their group average.

NATIONAL PARTY	OVERALL SCORE	EU Group	Climate <sup>1</sup>	Nature <sup>2</sup>	Pollution <sup>3</sup>	# MEPs		
Enhedslisten		88	GUE/NGL	86	75	100	1	 <b>PROTECTORS</b>
Socialistisk Folkeparti		83	Greens/EFA	71	94	89	2	
Socialdemokratiet		80	S&D	79	81	79	3	
Moderaterne		73	Renew	65	95	71	1	
Det Radikale Venstre		57	Renew	54	68	54	1	 <b>PROCRASTINATORS</b>
Venstre, Danmarks Liberale Parti		53	Renew	63	42	51	5	
Det Konservative Folkeparti		37	EPP	33	33	46	1	 <b>PREHISTORIC THINKERS</b>
Dansk Folkeparti		27	ID	32	17	31	2	

1 - Climate-neutral and socially just transition

2 - Nature positive

3 - Zero pollution and circular economy




1 independent MEP



# ESTONIA



The *Social Democrats* score highest among the Estonian parties, joined only by the *Keskerakond (Centre Party)* in a score above 50. The *Reformierakond (Reform Party)* performs less well, but with a higher score than the *Isamaa* party from the EPP group. In a clear last place, the ID group's *Conservative People's Party* scores only 9 out of 100.

NATIONAL PARTY	OVERALL SCORE	EU Group	Climate <sup>1</sup>	Nature <sup>2</sup>	Pollution <sup>3</sup>	# MEPs	
Sotsiaaldemokraatlik Erakond	<div style="width: 70%;"><div style="width: 70%;"></div></div> <b>70</b>	S&D	60	69	81	2	 <b>PROTECTORS</b>
Eesti Keskerakond	<div style="width: 50%;"><div style="width: 50%;"></div></div> <b>50</b>	Renew	48	51	52	1	 <b>PROCRASTINATORS</b>
Eesti Reformierakond	<div style="width: 44%;"><div style="width: 44%;"></div></div> <b>44</b>	Renew	40	48	47	2	
Isamaa	<div style="width: 21%;"><div style="width: 21%;"></div></div> <b>21</b>	EPP	17	16	30	1	 <b>PREHISTORIC THINKERS</b>
Eesti Konservatiivne Rahvaerakond	<div style="width: 9%;"><div style="width: 9%;"></div></div> <b>9</b>	ID	13	0	11	1	

1 - Climate-neutral and socially just transition

2 - Nature positive




3 - Zero pollution and circular economy

0 independent MEPs

# FINLAND



In Finland, we can see a stark contrast between the dismal score of the ECR's *Finns Party* and the strong performance of the *Left Alliance* and the *Green League*. Between these opposites, we find the *Swedish People's Party of Finland* (Renew) and the *Social Democrats* (S&D) which score worse than the average for their respective groups. With disappointing results, neither the EPP's *National Coalition Party* nor Renew's *Centre Party* reach a score of 50.

NATIONAL PARTY	OVERALL SCORE	EU Group	Climate <sup>1</sup>	Nature <sup>2</sup>	Pollution <sup>3</sup>	# MEPs		
Vasemmistoliitto		92	GUE/NGL	89	100	89	1	 <b>PROTECTORS</b>
Vihreä liitto		88	Greens/EFA	92	93	80	3	
Suomen Sosialidemokraattinen Puolue/Finlands Socialdemokratiska Parti		51	S&D	46	46	60	2	 <b>PROCRASTINATORS</b>
Svenska folkpartiet		50	Renew	47	42	60	1	
Kansallinen Kokoomus		47	EPP	47	38	54	3	
Suomen Keskusta		32	Renew	26	19	49	2	 <b>PREHISTORIC THINKERS</b>
Perussuomalaiset		9	ECR	9	2	15	3	

1 - Climate-neutral and socially just transition

2 - Nature positive

3 - Zero pollution and circular economy

0 independent MEPs



# FRANCE



French parties in the European Parliament range from one of the worst scores in the Parliament - *Reconquête* - to one of the best - *Europe Écologie*. Both the *Socialist Party* and *Place Publique* score significantly higher than their S&D group average, and slightly higher than *La France insoumise*. French liberal parties in Renew and the EPP's *Les Républicains* also score higher than their group averages, but there is clearly room for improvement. The dreadful score of *Reconquête* is the second worst, being above only the *Rassemblement National* among French parties.

NATIONAL PARTY	OVERALL SCORE	EU Group	Climate <sup>1</sup>	Nature <sup>2</sup>	Pollution <sup>3</sup>	# MEPs	
Europe Écologie	95	Greens/EFA	96	99	89	12	 <b>PROTECTORS</b>
Gauche républicaine et socialiste	93	GUE/NGL	89	100	94	1	
Parti socialiste	92	S&D	92	91	92	4	
Place publique	90	S&D	92	94	85	2	
Régions et Peuples Solidaires	88	Greens/EFA	93	94	80	2	
La France Insoumise	87	GUE/NGL	82	97	84	6	
Nouvelle Donne	87	S&D	92	89	79	1	
Agir - La Droite constructive	78	Renew	86	75	71	1	
Horizons	76	Renew	85	73	69	1	
Renaissance	71	Renew	76	73	63	17	
Mouvement Démocrate	70	Renew	76	71	61	6	
Parti Radical	66	Renew	50	91	68	1	 <b>PROCRASTINATORS</b>
Mouvement Radical Social-Libéral	60	Renew	47	73	65	1	
Les Républicains	29	EPP	29	18	39	8	 <b>PREHISTORIC THINKERS</b>
Les centristes	28	EPP	21	21	42	1	
Reconquête!	7	ECR	14	6	0	1	
Rassemblement national	6	ID	8	4	5	21	

1 - Climate-neutral and socially just transition    2 - Nature positive    3 - Zero pollution and circular economy    5 independent MEPs

# GERMANY






The German parties forming part of the Greens/EFA group all score highly (*Volt*, *Ecological Democratic Party*, *Alliance 90/The Greens*, *Pirate Party*), but it is *Volt* at the front of the pack with an incredibly high score of 100.

*Die Linke* also scores well, above the *Social Democratic Party* (SDP) and the satirical party *Die PARTEI*.

The conservative *CDU* and *CSU* score below the EPP group average, with very low scores below 20 out of 100. Renew's *Free Democratic Party* (FDP) scores even worse than the *CDU* and *CSU*. This poor result brings down Renew's group average score.

At the bottom of the scoreboard, the climate-denying *AfD* scores a very poor 6 out of 100.

NATIONAL PARTY	OVERALL SCORE	EU Group	Climate <sup>1</sup>	Nature <sup>2</sup>	Pollution <sup>3</sup>	# MEPs		
Volt		100	Greens/EFA	100	100	100	1	 <b>PROTECTORS</b>
Ökologisch-Demokratische Partei		97	Greens/EFA	92	100	100	2	
Bündnis 90/Die Grünen		91	Greens/EFA	93	94	84	22	
Piratenpartei Deutschland		83	Greens/EFA	58	100	100	1	
DIE LINKE.		82	GUE/NGL	82	84	81	5	
Sozialdemokratische Partei Deutschlands		71	S&D	65	77	74	20	
Die PARTEI		62	NA	47	100	50	1	 <b>PROCRASTINATORS</b>
Familien-Partei Deutschlands		27	EPP	23	23	37	2	 <b>PREHISTORIC THINKERS</b>
Freie Wähler		21	Renew	29	15	17	2	
Christlich Demokratische Union Deutschlands		20	EPP	22	5	28	24	
Christlich-Soziale Union in Bayern e.V.		18	EPP	22	7	23	6	
Freie Demokratische Partei		17	Renew	20	10	20	6	
Bündnis Deutschland		7	ECR	7	15	0	1	
Alternative für Deutschland		6	ID	5	11	3	9	

1 - Climate-neutral and socially just transition

2 - Nature positive

3 - Zero pollution and circular economy

3 independent MEPs











# GREECE



Leading the charge for environmental and climate action in Greece are *SYRIZA* (the top-scoring party) and *PASOK-KINAL*.

While only managing to score 30 out of 100, *New Democracy* performs better than most of its EPP sister parties.

NATIONAL PARTY	OVERALL SCORE	EU Group	Climate <sup>1</sup>	Nature <sup>2</sup>	Pollution <sup>3</sup>	# MEPs	
SYRIZA - Coalition of the Radical Left	 <b>78</b>	GUE/NGL	66	85	86	3	 <b>PROTECTORS</b>
PASOK-KINAL	 <b>70</b>	S&D	71	62	76	2	
<hr/>							
							 <b>PROCRASTINATORS</b>
Communist Party of Greece	 <b>32</b>	NA	18	32	50	2	 <b>PREHISTORIC THINKERS</b>
Nea Demokratia	 <b>30</b>	EPP	36	18	31	7	
Elliniki Lusi-Greek Solution	 <b>24</b>	ECR	23	27	22	1	

1 - Climate-neutral and socially just transition

2 - Nature positive










3 - Zero pollution and circular economy

7 independent MEPs

# HUNGARY



Hungarian parties perform poorly in the ranking, with *Fidesz* in last place. However, the S&D group's *Democratic Coalition* is a clear leader, with Renew's *Momentum* party not far behind.

NATIONAL PARTY	OVERALL SCORE	EU Group	Climate <sup>1</sup>	Nature <sup>2</sup>	Pollution <sup>3</sup>	# MEPs	
Demokratikus Koalíció	 <b>69</b>	S&D	64	73	73	4	 <b>PROTECTORS</b>
Momentum	 <b>60</b>	Renew	51	68	64	2	
Jobbik – Konzervatívok	 <b>55</b>	NA	65	57	42	1	
Esély Közösség	 <b>52</b>	S&D	41	57	60	1	 <b>PROCRASTINATORS</b>
Kereszténydemokrata Néppárt	 <b>17</b>	EPP	7	17	29	1	
Fidesz-Magyar Polgári Szövetség-Kereszténydemokrata Néppárt	 <b>7</b>	NA	6	3	11	13	 <b>PREHISTORIC THINKERS</b>

1 - Climate-neutral and socially just transition

2 - Nature positive

3 - Zero pollution and circular economy









0 independent MEPs

# IRELAND



In Ireland, political parties tend to be stronger advocates for bold action on pollution, circular economy, nature, climate and social justice. Even the worst performing party (*Fine Gael* of the EPP group) still manages to score 45 out of 100, helping to improve an otherwise even poorer overall score for the group.

There are two parties clearly in the lead: *Independents for Change*, and the *Green Party*. Their closely matching scores place them higher in the ranking than *Sinn Féin* and *Fianna Fáil*.

NATIONAL PARTY	OVERALL SCORE	EU Group	Climate <sup>1</sup>	Nature <sup>2</sup>	Pollution <sup>3</sup>	# MEPs		
Independents for change		98	GUE/NGL	96	100	100	2	 <b>PROTECTORS</b>
Green Party		96	Greens/EFA	98	100	91	2	
Sinn Féin		85	GUE/NGL	96	77	78	2	
Fianna Fáil Party		69	Renew	70	48	86	2	 <b>PROCRASTINATORS</b>
Fine Gael Party		45	EPP	39	55	44	6	
								 <b>PREHISTORIC THINKERS</b>

1 - Climate-neutral and socially just transition

2 - Nature positive

3 - Zero pollution and circular economy

1 independent MEP



# ITALY



The complex landscape of Italian political parties in the European Parliament during the past five years makes the analysis of their performance challenging. Several parties and MEPs switched groups during 2019-24. We see clear leaders in *Europa Verde* (Greens/ EFA) and *Movimento 5 Stelle* (non-affiliated). The significant delegation from the *Partito Democratico* (S&D) performs slightly below the social democrats' group average. Meanwhile, the governing parties *Fratelli d'Italia* and *Lega* showed an alarming failure to support action to tackle the environmental crises facing Europe. Even *Forza Italia* performs well below the EPP group average, with a very low score of 19 out of 100. Meanwhile, the Italian Renew Europe delegation (*Azione* and *Italia Viva*) is in the middle, with a score also lower than their European group average.

\*Europa Verde was represented in the European Parliament from April 2021 until October 2022.

NATIONAL PARTY	OVERALL SCORE	EU Group	Climate <sup>1</sup>	Nature <sup>2</sup>	Pollution <sup>3</sup>	# MEPs		
Europa Verde *		85	Greens/EFA	100	64	-	1	<p>PROTECTORS</p>
Movimento 5 Stelle		79	NA	71	87	81	5	
Partito Democratico		70	S&D	67	69	73	19	
Azione		55	Renew	49	61	59	3	<p>PROCRASTINATORS</p>
Italia Viva – Il Centro		47	Renew	40	54	51	1	
Südtiroler Volkspartei		21	EPP	21	17	23	1	<p>PREHISTORIC THINKERS</p>
Forza Italia		19	EPP	22	16	18	14	
Democrazia Cristiana		10	NA	6	0	23	1	
Fratelli d'Italia		9	ECR	13	14	0	10	
Lega		5	ID	5	0	8	26	

1 - Climate-neutral and socially just transition

2 - Nature positive

3 - Zero pollution and circular economy

7 independent MEPs

# LATVIA



Regional and ethnic minority parties performed most strongly among Latvian parties in supporting bold action on the climate and nature crises. Among the rest, the *Social Democratic* party and the liberal party *For Latvia's Development* were stronger than the two parties of the right. There is plenty of room for improvement, however, as the Latvian *Social Democrats* scored worse than average for their group.

NATIONAL PARTY	OVERALL SCORE	EU Group	Climate <sup>1</sup>	Nature <sup>2</sup>	Pollution <sup>3</sup>	# MEPs		
Latvijas Krievu savienība		98	NA	96	100	99	1	<p><b>PROTECTORS</b></p>
Gods kalpot Rīgai		70	S&D	78	66	62	1	
Saskaņa		63	S&D	38	79	80	1	<p><b>PROCRASTINATORS</b></p>
sociāldemokrātiskā partija		62	Renew	56	70	62	1	
Attīstībai/Par!								
Partija "VIENOTĪBA"		20	EPP	17	25	21	3	<p><b>PREHISTORIC THINKERS</b></p>
Nacionālā apvienība "Visu Latvijai!"-"Tēvzemei un Brīvībai/LNNK"		5	ECR	8	5	0	1	

1 - Climate-neutral and socially just transition

2 - Nature positive

3 - Zero pollution and circular economy

0 independent MEPs

# LITHUANIA



In Lithuania, by far the strongest performer is the *Lithuanian Farmers and Greens Union* with an excellent score that exceeds the Greens/EFA group average and is one of the highest of any party in the European Parliament. The *Social Democratic* party scores slightly above the average for the S&D group, and the *Liberal Movement* (LRLS) takes third place. Lagging behind these parties, the non-affiliated *Labour Party* and the EPP's *Homeland Union – Lithuanian Christian Democrats* both need to improve their advocacy for environmental action. Bottom of the scoreboard is the *Electoral Action of Poles in Lithuania – Christian Families Alliance*, which sits in the ECR group. Their terrible score of 4 out of 100 is among the worst in the entire European Parliament.

NATIONAL PARTY	OVERALL SCORE	EU Group	Climate <sup>1</sup>	Nature <sup>2</sup>	Pollution <sup>3</sup>	# MEPs		
Lietuvos valstiečių ir žaliųjų sąjunga		99	Greens/EFA	100	99	97	1	 <b>PROTECTORS</b>
Lietuvos socialdemokratų partija		75	S&D	74	64	84	2	
Lietuvos Respublikos liberalų sąjūdis		60	Renew	56	59	65	1	 <b>PROCRASTINATORS</b>
Darbo partija		50	NA	42	57	56	1	
Tėvynės sąjunga-Lietuvos krikščionys demokratai		23	EPP	23	14	29	4	 <b>PREHISTORIC THINKERS</b>
Lietuvos lenkų rinkimų akcija – Krikščioniškų šeimų sąjunga		4	ECR	8	2	0	1	

1 - Climate-neutral and socially just transition

2 - Nature positive

3 - Zero pollution and circular economy








1 independent MEP



# LUXEMBOURG



Luxembourg has historically been home to politicians committed to bold action on the climate crisis. In the 2019-24 Parliament, it's clear that the *Greens* and the *Socialist Workers' Party* were the most reliable in standing up for bold and urgent action. Although both the *Democratic Party* (Renew) and the *Christian Social People's Party* (EPP) scored above their group average, it would be favourable if they were to strengthen their commitments over the next five crucial years.

NATIONAL PARTY	OVERALL SCORE	EU Group	Climate <sup>1</sup>	Nature <sup>2</sup>	Pollution <sup>3</sup>	# MEPs	
Déi Gréng - Les Verts	 <b>95</b>	Greens/EFA	100	100	86	1	 <b>PROTECTORS</b>
Parti ouvrier socialiste luxembourgeois	 <b>82</b>	S&D	77	82	89	2	
Parti démocratique	 <b>64</b>	Renew	82	48	56	2	 <b>PROCRASTINATORS</b>
Parti chrétien social luxembourgeois	 <b>31</b>	EPP	28	34	32	3	 <b>PREHISTORIC THINKERS</b>

1 - Climate-neutral and socially just transition






2 - Nature positive

3 - Zero pollution and circular economy

1 independent MEP



Malta's representatives in the European Parliament come from only two parties, the Labour Party (S&D) and the Nationalist Party (EPP). Neither of them scored high enough to be called as a Protector. While the Labour Party appears to be marginally more environmentally conscious, the scores of both parties are disappointing. As Malta grapples with the impacts of the climate crisis, the results underscore the urgent need for Maltese MEPs to adopt bolder action in their upcoming mandate.

NATIONAL PARTY	OVERALL SCORE	EU Group	Climate <sup>1</sup>	Nature <sup>2</sup>	Pollution <sup>3</sup>	# MEPs	
Partit Laburista	 64	S&D	61	53	76	5	 PROTECTORS
Partit Nazzjonalista	 18	EPP	19	12	23	2	 PROCRASTINATORS
							 PREHISTORIC THINKERS

1 - Climate-neutral and socially just transition

2 - Nature positive

3 - Zero pollution and circular economy

0 independent MEPs

# NETHERLANDS



Dutch party *GroenLinks* is one of the highest-scoring parties in the European Parliament, an impressive record that should be commended. The liberal party *Democraten 66* also scores highly and contributes to improving the Renew group average. Among other stronger performers, the *Labour Party* (S&D) and the *Party for the Animals* (The Left) score higher than their group averages, and with a score of 59 out of 100, *ChristenUnie* is by far the highest-scoring party of the centre-right EPP bloc. Other parties in the group should follow this direction in taking action to deal urgently with the climate and nature crises.

NATIONAL PARTY	OVERALL SCORE	EU Group	Climate <sup>1</sup>	Nature <sup>2</sup>	Pollution <sup>3</sup>	# MEPs		
GroenLinks		99	Greens/EFA	99	100	97	3	<p>PROTECTORS</p>
Democraten 66		88	Renew	92	85	86	1	
Partij voor de Dieren		85	GUE/NGL	89	84	80	1	
Partij van de Arbeid		74	S&D	71	83	69	7	
ChristenUnie		59	EPP	60	50	65	2	<p>PROCRASTINATORS</p>
Volkspartij voor Vrijheid en Democratie		44	Renew	44	39	49	6	
Christen Democratisch Appèl		28	EPP	26	24	32	6	<p>PREHISTORIC THINKERS</p>
Forum voor Democratie		22	NA	21	20	23	1	
Meer Directe Democratie		19	ECR	19	0	27	1	
Staatkundig Gereformeerde Partij		13	ECR	20	2	13	1	
JA21		10	ECR	14	11	3	2	

1 - Climate-neutral and socially just transition

2 - Nature positive

3 - Zero pollution and circular economy












3 independent MEPs



# POLAND



Poland has historically elected parties with poor track records on voting for a socially just transition to a climate-neutral and nature-positive future. However, in the 2019-24 Parliament we can observe some stronger performances. In the last five years, Poland's highest-scoring party has been *Poland 2050*, which has only been represented in the European Parliament since November 2021. Both the *Democratic Left Alliance-Labour Union* and the *New Left* score higher than the S&D group average, which is to be commended. The centre-right *Civic Platform* scores 26 out of 100, which is a disappointing result despite being slightly higher than the EPP average, and shows the need for stepping up action in the next five years. Various right-wing parties score very badly, with the worst of all being *Sovereign Poland* at just 7 out of 100.

NATIONAL PARTY	OVERALL SCORE	EU Group	Climate <sup>1</sup>	Nature <sup>2</sup>	Pollution <sup>3</sup>	# MEPs	
Polska 2050	 <b>89</b>	Renew	89	91	88	1	 <b>PROTECTORS</b>
Sojusz Lewicy Demokratycznej - Unia Pracy	 <b>81</b>	S&D	77	85	82	1	
Nowa Lewica	 <b>75</b>	S&D	74	76	77	5	
<hr/>							
							 <b>PROCRASTINATORS</b>
Platforma Obywatelska	 <b>26</b>	EPP	23	24	31	13	 <b>PREHISTORIC THINKERS</b>
Polskie Stronnictwo Ludowe	 <b>21</b>	EPP	23	17	21	3	
Prawo i Sprawiedliwość	 <b>11</b>	ECR	8	16	9	26	
Solidarna Polska Zbigniewa Ziobro	 <b>10</b>	ECR	8	13	10	1	
Sovereign Poland	 <b>7</b>	ECR	8	3	10	1	

1 - Climate-neutral and socially just transition

2 - Nature positive









3 - Zero pollution and circular economy

5 independent MEPs

# PORTUGAL



The commitment to urgent action to tackle the climate and nature crises shown by Portuguese parties in the European Parliament has been encouraging. The *Left Bloc* leads the way with a strong score of 91 out of 100, and the *Socialist Party* follows with a higher than average score for the S&D group. Like the *Left Bloc*, the *Portuguese Communist Party* belongs to The Left group in the Parliament but scores significantly below the group's average. There is room for improvement for the centre-right parties however, as their scores hover around the EPP average and display a similar failure to be bold and act urgently.

NATIONAL PARTY	OVERALL SCORE	EU Group	Climate <sup>1</sup>	Nature <sup>2</sup>	Pollution <sup>3</sup>	# MEPs	
Bloco de Esquerda	 91	GUE/NGL	85	97	95	2	 <b>PROTECTORS</b>
Partido Socialista	 79	S&D	75	74	87	10	
Partido Comunista Português	 67	GUE/NGL	63	70	70	3	 <b>PROCRASTINATORS</b>
Partido Social Democrata	 27	EPP	23	17	38	7	
Partido do Centro Democrático Social-Partido Popular	 20	EPP	19	17	25	1	 <b>PREHISTORIC THINKERS</b>

1 - Climate-neutral and socially just transition

2 - Nature positive















3 - Zero pollution and circular economy

1 independent MEP

# ROMANIA



Romanian liberal parties of the Renew group were the most reliably committed to action on climate, nature and pollution during the 2019-24 mandate, with scores slightly higher than their group's average. Among the centre-left, the small party *PRO Romania* performed better than the larger *Social Democratic Party*, but both scored worse than the S&D group average. Even though Romania stands to gain significantly from a socially just transition to climate neutrality, its representatives in the European Parliament have so far failed to grasp the opportunity. With a dismal score of 5 out of 100, the new *Romanian National Conservative Party* was one of the least effective in the European Parliament (its sole representative was a member of the *Christian Democratic National Peasants' Party* for the majority of the term).

NATIONAL PARTY	OVERALL SCORE	EU Group	Climate <sup>1</sup>	Nature <sup>2</sup>	Pollution <sup>3</sup>	# MEPs	
USR-PLUS	 <b>75</b>	Renew	100	63	-	1	 <b>PROTECTORS</b>
Reînnoim Proiectul European al României	 <b>63</b>	Renew	59	68	62	5	
Uniunea Salvați România	 <b>53</b>	Renew	52	60	46	2	
PRO Romania	 <b>52</b>	S&D	53	50	51	1	
Alianța pentru Unirea Românilor	 <b>46</b>	NA	47	49	43	1	 <b>PROCRASTINATORS</b>
Partidul Social Democrat	 <b>43</b>	S&D	40	48	44	7	
Partidul Umanist Social Liberal	 <b>40</b>	S&D	29	40	54	1	
Partidul Mișcarea Populară	 <b>21</b>	EPP	24	19	20	2	
Partidul Național Liberal	 <b>20</b>	EPP	19	13	28	11	 <b>PREHISTORIC THINKERS</b>
Uniunea Democrată Maghiară din România	 <b>18</b>	EPP	17	8	26	2	
Partidului Național Conservator Român (PNCR)	 <b>5</b>	ECR	10	2	0	1	

1 - Climate-neutral and socially just transition

2 - Nature positive

3 - Zero pollution and circular economy










1 independent MEP



# SLOVAKIA



The strongest Slovakian party advocating for urgent climate and environmental action was *Progressive Slovakia* of the Renew group, which helped to raise that group's average. All other parties performed poorly, with particularly dreadful scores by the far-right *Republic Movement* and the libertarian *Freedom and Solidarity* party.

NATIONAL PARTY	OVERALL SCORE	EU Group	Climate <sup>1</sup>	Nature <sup>2</sup>	Pollution <sup>3</sup>	# MEPs	
Progresívne Slovensko	 <b>72</b>	Renew	76	86	56	3	 <b>PROTECTORS</b>
SMER-Sociálna demokracia	 <b>39</b>	NA	37	50	33	3	
Obyčajní ľudia a nezávislé osobnosti	 <b>32</b>	EPP	27	36	33	1	
Kresťanskodemokratické hnutie	 <b>20</b>	EPP	23	13	22	2	
Slovak PATRIOT	 <b>19</b>	NA	26	9	19	1	
Sloboda a Solidarita	 <b>9</b>	ECR	15	5	5	1	
Hnutie Republika	 <b>8</b>	NA	8	16	2	1	 <b>PREHISTORIC THINKERS</b>



1 - Climate-neutral and socially just transition

2 - Nature positive









3 - Zero pollution and circular economy

4 independent MEPs

# SLOVENIA



In Slovenia, only the *Social Democrats* and the *Freedom Movement* score above 50 out of 100, despite the urgent need for climate action that is visible in a country feeling the impacts of the crisis. Centre-right parties from Slovenia need to step up and act as more reliable supporters of a socially just transition to climate neutrality, zero pollution and a circular economy.

NATIONAL PARTY	OVERALL SCORE	EU Group	Climate <sup>1</sup>	Nature <sup>2</sup>	Pollution <sup>3</sup>	# MEPs	
Socialni demokrati	 83	S&D	73	82	94	3	 PROTECTORS
Gibanje Svoboda	 63	Renew	62	56	70	2	 PROCRASTINATORS
Slovenska ljudska stranka	 25	EPP	23	17	33	1	 PREHISTORIC THINKERS
Nova Slovenija – Krščanski demokrati	 24	EPP	25	17	30	1	
Slovenska demokratska stranka	 23	EPP	21	17	31	2	

1 - Climate-neutral and socially just transition

2 - Nature positive

3 - Zero pollution and circular economy



















0 independent MEPs



# SPAIN



Spain's many political parties in the European Parliament cover a wide range of track records on the nature and climate crises. *Esquerra Republicana de Catalunya* has a particularly strong record, as well as *PODEMOS* and others from the Greens/EFA and The Left groups. Pedro Sanchez's *Partido Socialista Obrero Español* performs more strongly than the average of the S&D group. At the other end of the scoreboard, the *Partido Popular's* score is poor, even lower than the average of the EPP group, but not as bad as the terrible score from *VOX* of just 4 out of 100.

NATIONAL PARTY	OVERALL SCORE	EU Group	Climate <sup>1</sup>	Nature <sup>2</sup>	Pollution <sup>3</sup>	# MEPs	
Esquerra Republicana de Catalunya	 <b>98</b>	Greens/EFA	100	92	100	2	 <b>PROTECTORS</b>
PODEMOS	 <b>89</b>	GUE/NGL	87	97	84	4	
Catalunya en Comú	 <b>88</b>	Greens/EFA	91	100	75	1	
ANTICAPITALISTAS	 <b>87</b>	GUE/NGL	88	97	77	1	
Bloque Nacionalista Galego	 <b>86</b>	Greens/EFA	100	92	78	1	
Izquierda Unida	 <b>84</b>	GUE/NGL	81	85	87	2	
Partit dels Socialistes de Catalunya	 <b>82</b>	S&D	74	79	92	1	
Junts per Catalunya - Lliures per Europa	 <b>78</b>	NA	85	73	74	3	
Partido Socialista Obrero Español	 <b>74</b>	S&D	70	71	82	21	
EH BILDU	 <b>68</b>	GUE/NGL	61	81	-	1	 <b>PROCRASTINATORS</b>
Ciudadanos – Partido de la Ciudadanía	 <b>58</b>	Renew	52	64	61	7	
Delegación Ciudadanos Europeos	 <b>52</b>	Renew	42	61	56	1	
Partido Nacionalista Vasco	 <b>44</b>	Renew	36	49	50	1	
Partido Popular	 <b>22</b>	EPP	22	16	28	14	 <b>PREHISTORIC THINKERS</b>
VOX	 <b>4</b>	ECR	7	6	0	4	

1 - Climate-neutral and socially just transition

2 - Nature positive

3 - Zero pollution and circular economy




1 independent MEP



# SWEDEN



In Sweden, the *Green Party* and the *Left Party* are the stand-out champions of action on nature, pollution, circular economy and a socially just transition to climate neutrality. Lagging behind them are the *Social Democrats* and the *Liberals*, with scores in the 60s rather than the 90s. The *Centre Party* performed significantly worse than the *Liberals*, however, dragging down the average of the Renew group. Among the centre-right, the *Moderates* and the *Christian Democrats* score poorly, but the worst score of all belongs to the *Sweden Democrats*, a very poor 13 out of 100.

NATIONAL PARTY	OVERALL SCORE	EU Group	Climate <sup>1</sup>	Nature <sup>2</sup>	Pollution <sup>3</sup>	# MEPs		
Miljöpartiet de gröna		99	Greens/EFA	100	97	99	3	 <b>PROTECTORS</b>
Vänsterpartiet		94	GUE/NGL	86	100	98	1	
Arbetarepartiet-Socialdemokraterna		67	S&D	66	65	70	8	 <b>PROCRASTINATORS</b>
Liberalerna		64	Renew	75	47	64	1	
Centerpartiet		49	Renew	71	31	36	3	
Moderaterna		28	EPP	28	17	39	4	 <b>PREHISTORIC THINKERS</b>
Kristdemokraterna		23	EPP	28	4	33	2	
Sverigedemokraterna		13	ECR	14	9	14	4	

1 - Climate-neutral and socially just transition

2 - Nature positive

3 - Zero pollution and circular economy

1 independent MEP

# METHODOLOGY

This Scoreboard is based on the individual scoring of the voting behaviour of every Member of the European Parliament (MEP) during the 2019-2024 legislative term. The national party and EU political group scores are also calculated on the same basis.

The scoring assessed voting behaviour across 30 policy files, comprising key climate, energy and environmental legislation. 12 policy files focused on a climate-neutral and socially just transition, 8 focused on a nature positive Europe, and 10 focused on the circular economy and achieving zero pollution.

Voting behaviour for each of the 30 policy files weighs equally towards the overall scores. Results are presented in this report as aggregated for political groups and national parties represented in the European Parliament.

## SELECTION OF POLICY FILES

The 30 policy files included in our analysis were selected on the basis of the following principles:

- The **importance of the file for the European Green Deal**. Only legislative files that were relevant to securing an impactful, social and ambitious Green Deal were included.
- **Availability of data** and equal treatment of MEPs. In order to ensure fair results, only legislative files that were voted on by roll call vote in the Parliament's plenary sessions were included.
- **Expertise** within the five publishing organisations (Climate Action Network Europe, European Environmental Bureau, BirdLife Europe, Transport & Environment and WWF European Policy Office) that are leading experts on the EU's climate, energy and environmental policies, representing more than 200 national European civil society organisations. Only files that were followed closely by the publishing organisations' policy experts were included.

## SELECTION OF VOTES

Within the 30 policy files, 124 separate plenary roll call votes were selected for the analysis on the basis of the following principles:

- **Ambition**, as assessed by our organisations' policy experts. All the selected votes allowed MEPs the opportunity to support urgent and ambitious action during the plenary vote before the law entered into trilogue negotiations.
- Representation of **civil society priorities** in each file, for example where issues that our organisations have positions on were the subject of a vote.
- **Availability of data**. Only plenary roll call votes that determined the European Parliament's position were included.

[#votefutureEU](#)

## DATA SOURCES

The data sources are public record, available on the European Parliament's website, in particular the results of roll call votes of the 2019-2024 legislative term. The organisations publishing this report do not take responsibility for any errors in the European Parliament's original data.

## CALCULATION OF SCORES

For each policy file, MEPs received a score between 0 (no alignment) and 100 (full alignment), based on a comparison of their voting record with the publishing organisations' positions and voting recommendations.

# EXAMPLE: ROBERTA METSOLA (EPP, MALTA)

## FISHERIES CONTROL REGULATION

VOTE	AMENDMENT 81	AMENDMENT 247	AMENDMENT 306	AMENDMENT 322	AMENDMENT 337	AMENDMENT 338	SCORE
NGO position	Reject	Support	Support	Reject	Support	Support	2 out of 6 = 33 / 100
Roberta Metsola	Reject	Reject	Reject	Support	Reject	Support	

In the case above, the score of Roberta Metsola for the Fisheries Control Regulation forms 1/30th of this MEP's overall score, contributing to the average score of her party and group.

Individual MEP scores were then aggregated to calculate:

- The overall score, pillar scores and legislative file scores of each **national party** represented in the European Parliament: the average score of all MEPs affiliated with that national party at the time of each vote.
- The overall score, pillar scores and legislative file scores of each **political group**: the average score of all MEPs affiliated with that political group at the time of each vote.

Non-affiliated MEPs (NA) are not displayed in the group results.

### ABSENCES AND ABSTENTIONS

As the methodology gives a higher score to MEPs that supported our positions, abstention by an MEP results in a zero score, in the same way as a vote opposite to our recommendation. This is also the case for MEPs with no record of voting in a roll call vote, or who were absent.

### MEPs SWITCHING PARTY AND/OR GROUP

If an MEP switched political group mid-term, their votes only partially contribute to the group's overall score.

If an MEP switched national party mid-term, their votes only partially contribute to the group's / party's score.

If an MEP left the European Parliament, the score for their party and group is completed with the score of the MEP replacing them.



# TABLE OF POLICY FILES ANALYSED

#votefutureEU

## CLIMATE NEUTRAL AND SOCIALLY JUST TRANSITION

EU Climate Law	CO2 standards for cars and vans
Emissions Trading System (ETS)	CO2 standards for trucks and buses
Effort Sharing Regulation (ESR)	Sustainable aviation fuels (ReFuelEU Aviation Initiative)
Social Climate Fund	Sustainable maritime fuels (FuelEU Maritime Initiative)
Land Use Land Use Change and Forestry (LULUCF) Regulation	
Energy Performance of Buildings Directive (EPBD)	
Energy Efficiency Directive (EED)	
Union list of projects of common interest (PCI)	

## NATURE POSITIVE

Common Agriculture Policy (CAP) - Regulation on Strategic Plans
Nature Restoration Law (NRL)
Deforestation Law
Fisheries Control Regulation
Pesticides (Sustainable Use of Pesticide Regulation)
Renewable Energies Directive (RED)
8th Environmental Programme
Lead ban in wetlands

## ZERO POLLUTION AND CIRCULAR ECONOMY

Urban Waste Water Treatment Directive (UWWTD)	Euro VII (Nov 2023)
Directive amending the Water Framework Directive, the Groundwater Directive and the Environmental Quality Standards Directive	Critical Raw Materials Act
Classification, labelling and packaging of substances and mixtures (CLP) Regulation (Chemicals)	Corporate Sustainability Due Diligence Directive (CSDDD)
Ambient Air Quality Directives (AAQD)	Mercury Regulation
Packaging and Packaging Waste Regulation (PPWR)	
Industrial Emissions Directive (IED)	



Supported by

